



THE 2

GRAN COUPÉ

THE BMW 2 SERIES GRAN COUPÉ.




20 Highlights



22 Worlds of colour




24 Wheels and tyres / Original BMW Accessories



YOUR NEW SPEED DATING APP.


DOWNLOAD NOW THE BMW BROCHURES APP FROM YOUR APP STORE AND DISCOVER DRIVING PLEASURE!



26 Technical data

**DOUBT? LONG
SINCE OVERTAKEN.**





A REAR LIKE
E THAT REQ
UIRES CONF
IDENCE.

DRIVING WITH
STYLE INSTEAD
OF DRIVING
STYLE.





YOUR PARENTS CAN DRIVE SOMETHING ELSE.

**NOTHING
IS THE WAY Y
OU KNOW IT.**







THERE'S NO SECOND CHANCE FOR A BLATANT IMPRESSION.

**GROW UP?
LEAVE THAT
TO OTHERS.**



**VARIETY IN ALL ITS FACETS –
THE BMW 2 SERIES GRAN COUPÉ.**

HIGHLIGHTS.

Discover even more with the new BMW brochures app. Available now, for your smartphone and tablet.

■ Standard equipment □ Optional equipment



□ The Adaptive LED headlights contain low-beam and high-beam light including the dazzle-free high-beam assistant BMW Selective Beam as well as direction indicators in full LED technology. The equipment also features cornering lights, daytime running lights and Adaptive headlights with city, country and motorway mode for excellent illumination of the road ahead.



□ The M sports seats⁴ * with integrated headrests, deep sitting surface and high side and backrest bolsters offer the driver and front passenger⁴ * improved support, even in fast turns. In addition, the seat can be adjusted to your individual body size thanks to the integrated backrest width adjustment.



□ When open, the Panorama glass roof provides a great deal of fresh air. Closed, it creates a bright, light-flooded atmosphere in the interior. It opens and closes completely automatically at the push of a button or with the vehicle key and is equipped with slide and lift functions, a roller sunblind and wind deflector.



□ Your vehicle key? No need for that anymore. The Digital Key¹ * exists on your iPhone – if compatible – and you can share it with friends.



□ The 8-speed Steptronic Sport transmission² * offers incredibly sporty gear changes. Whether automatic or manual using gearshift paddles or gear lever.



□ The outstanding Harman Kardon surround sound system* features a 464W digital amplifier, nine channels and 16 speakers. Its extremely harmonious sound perfectly fills the interior space. Fully automatic, speed-dependent equalising precisely compensates for any background driving noise.



■ The Through-loading system with rear seat backrests, which are divisible in a 40:20:40 ratio, guarantees flexibility when transporting people and objects.



□ Interior and driver-side exterior mirrors with automatic anti-dazzle function, including electric fold-in function for the exterior mirrors and automatic curb parking function for the front passenger exterior mirror.




□ The BMW Live Cockpit Professional with navigation function includes two high-quality displays consisting of a high-resolution 10.25" Control Display that can be operated by touch and a fully digital 10.25" instrument display. The BMW Operating System 7 can also be operated via the iDrive Touch Controller.



□ The safety package Driving Assistant³ * includes the camera-based systems front collision warning with braking function, Speed Limit Assist incl. Speed Limit Info with No-overtaking indicator with preview and Lane Departure Warning. Additionally, the radar-based equipment includes Crossing traffic warning rear, Lane Change Warning and Rear collision warning.



□ Parking Assistant⁶ makes parking the vehicle easier. The Rear View camera provides a clearer view behind the vehicle. Active Park Distance Control offers increased protection against damage caused by parking. Parking Assistant parks the vehicle automatically, parallel or perpendicular to the street, and leaves parallel parking spaces.⁵ The Reversing Assistant supports you when reversing, e.g. in narrow lanes.



□ "Hey BMW. Who are you?" Wouldn't it be incredible if your BMW was also your personal assistant? Communicate with your vehicle using the BMW Intelligent Personal Assistant*. It knows you, gets better every day and helps out whatever the situation. You can assign your own personal activation word. It can explain everything about your car and helps you to get to know your BMW even better.

¹ Prerequisite is a BMW ConnectedDrive account and a compatible smartphone. For customers with a non-compatible smartphone, a high-quality Key Card is provided. More information about the BMW Digital Key, e.g. regarding the compatibility of your smartphone, is available at www.bmw.com/digitalkey

² Standard for M235i xDrive.

³ Function may be limited in darkness, fog or bright glare.












⁴ Only available in conjunction with M Sport package and M235i xDrive.

⁵ The driver is responsible for constantly monitoring the automated parking procedure in accordance with local road laws.

* The availability of some equipment features and functions depends on engine variants or additional options. The market and production availability may vary. You can find detailed information about terms, standard and optional equipment at www.bmw.com or at your BMW Partner.

EXTERIOR COLOURS.

Discover even more with the new BMW brochures app. Available now, for your smartphone and tablet.



















			
<input type="checkbox"/> Non-metallic 300 Alpine White ¹	<input checked="" type="checkbox"/> Non-metallic 668 Black	<input type="checkbox"/> Metallic A96 Mineral White	<input type="checkbox"/> Metallic B39 Mineral Grey ²
			
<input type="checkbox"/> Metallic 475 Black Sapphire ²	<input type="checkbox"/> Metallic A75 Melbourne Red ²	<input type="checkbox"/> Metallic C1X Sunset Orange	<input type="checkbox"/> Metallic C1R Seaside Blue
M Sport package	BMW INDIVIDUAL		
			
<input type="checkbox"/> Metallic C1D M Misano Blue metallic ³	<input type="checkbox"/> Metallic C1G Snapper Rocks Blue ³	<input type="checkbox"/> BMW Individual C3N Storm Bay metallic ²	

[Colour samples] These colour samples are intended as an initial guide to the colours and materials available for your BMW. However, experience has shown that printed versions of paint, upholstery and interior trim colours cannot in all cases faithfully reproduce the appearance of the original colour. Please discuss your preferred colour choices with your BMW partner or in your dealership. There you can also see original samples and be assisted with special requests.

INTERIOR COLOURS.

Equipment 22 | 23

Standard equipment Optional equipment

CLOTH	Available with		LEATHER	Available with	
	<input checked="" type="checkbox"/> Base model	Cloth 'Grid' EGAT Anthracite		<input type="checkbox"/> Base model <input checked="" type="checkbox"/> Luxury Line <input type="checkbox"/> Sport Line <input type="checkbox"/> M Sport package	Leather 'Dakota' PDOA with perforations Oyster and Grey highlight*
	<input type="checkbox"/> M Sport package	Cloth 'Trigon' HLSW Alcantara Black with blue highlights*		<input type="checkbox"/> Base model <input checked="" type="checkbox"/> Luxury Line <input type="checkbox"/> Sport Line <input type="checkbox"/> M Sport package	Leather 'Dakota' PDMY with perforations Mocha*
				<input type="checkbox"/> Base model <input checked="" type="checkbox"/> Luxury Line <input type="checkbox"/> Sport Line <input type="checkbox"/> M Sport package	Leather 'Dakota' PSDW with perforations Black*
SENSATEC	Available with				
	<input type="checkbox"/> Base model <input checked="" type="checkbox"/> Luxury Line <input type="checkbox"/> Sport Line <input type="checkbox"/> M Sport package	Sensatec KCCX Oyster*		<input type="checkbox"/> M Sport package	Leather 'Dakota' PDN4 with perforations Black, Blue highlight*
	<input type="checkbox"/> Base model <input checked="" type="checkbox"/> Luxury Line <input type="checkbox"/> Sport Line <input type="checkbox"/> M Sport package	Sensatec KCSW Black*		<input type="checkbox"/> Base model <input type="checkbox"/> Luxury Line <input type="checkbox"/> Sport Line <input type="checkbox"/> M Sport package	Leather Dakota PDFM with perforations Magma Red, Grey highlight*
CLOTH-SENSATEC COMBINATION	Available with		INTERIOR TRIM FINISHERS	Available with	
	<input checked="" type="checkbox"/> M Sport package	Cloth 'Trigon' KKSX Sensatec Black ⁴		<input checked="" type="checkbox"/> Base model	Interior trim finishers Quartz Silver matt, grained.
	<input type="checkbox"/> Base model <input checked="" type="checkbox"/> Sport Line	Cloth/Sensatec combination KFL1 Anthracite, accent Grey*		<input type="checkbox"/> Base model <input checked="" type="checkbox"/> Luxury Line <input checked="" type="checkbox"/> Sport Line <input checked="" type="checkbox"/> M Sport package	Interior trim finishers 'Illuminated Nice' with 'Hexanja' accent on the instrument panel and door panel.
	<input checked="" type="checkbox"/> Sport Line	Cloth/Sensatec combination KFIX Anthracite, accent Orange		<input checked="" type="checkbox"/> Luxury Line <input checked="" type="checkbox"/> Sport Line <input checked="" type="checkbox"/> M Sport package	Interior trim finishers 'Illuminated Boston' with 'Mesh' accent on the instrument panel and door panel.
M HEADLINER	Available with			<input type="checkbox"/> Base model <input checked="" type="checkbox"/> Luxury Line <input checked="" type="checkbox"/> Sport Line <input checked="" type="checkbox"/> M Sport package	Interior trim finishers 'Illuminated Brooklyn' with 'Triangle' accent on the instrument panel and door panel.
	<input type="checkbox"/> Base model <input type="checkbox"/> Luxury Line <input type="checkbox"/> Sport Line <input checked="" type="checkbox"/> M Sport package	M headliner 775 Anthracite ⁴		<input type="checkbox"/> Base model <input checked="" type="checkbox"/> Luxury Line <input checked="" type="checkbox"/> Sport Line <input checked="" type="checkbox"/> M Sport package	Interior trim finishers 'Illuminated Berlin' with 'High Matt' accent on the instrument panel and door panel.

*The availability of some equipment features and functions depends on engine variants or additional options. The market and production availability may vary. You can find detailed

information about terms, standard and optional equipment at www.bmw.com or at your BMW Partner.

¹ Available as standard with the M Sport package and M235i xDrive.
² Optionally also available with the M Sport package and M235i xDrive.

³ Exclusively available with the M Sport package and M235i xDrive.
⁴ Standard for M235i xDrive.

WHEELS AND TYRES.

Discover even more with the new BMW brochures app. Available now, for your smartphone and tablet.



■ 16" light alloy wheels Star-spoke style 517 Ferric Grey, 7J x 16, 205/55 R16 tyres.*



□ 17" light alloy wheels Multi-spoke style 546 Reflex Silver metallic, gloss-lathed, wheel size 7.5J x 17 with 225/45 R17 tyres.*



■ 17" light alloy wheels Multi-spoke style 547 Ferric Grey metallic, gloss-lathed, wheel size 7.5J x 17 with 225/45 R17 tyres.¹



□ 17" light alloy wheels Double-spoke style 548 Bicolour Orbit Grey metallic, gloss-lathed, 7.5J x 17 with 225/45 R17 tyres.*



■ 17" light alloy wheels Double-spoke style 549 Orbit Grey metallic, gloss-lathed, 7.5J x 17 with 225/45 R17 tyres.²



□ 18" light alloy wheels Multi-spoke style 488 Bicolour Orbit Grey metallic, gloss-lathed, wheel size 8J x 18 with 225/40 R18 tyres.



□ 18" M light alloy wheels Y-spoke style 553 M Bicolour Orbit Grey metallic, gloss-lathed, wheel size 8J x 18 with 225/40 R18 tyres.



□ 18" M light alloy wheels V-spoke style 554 M Orbit Grey metallic, 8J x 18 with 225/40 R18 tyres.^{3,*}



■ 18" M light alloy wheels Double-spoke style 556 M Bicolour Cerium Grey matt, gloss-lathed, wheel size 8J x 18 with 225/40 R18 tyres.⁴



■ 18" M light alloy wheels Double-spoke style 819 M Bicolour Orbit Grey metallic, gloss-lathed, wheel size 8J x 18 with 225/40 R18 tyres.⁵



□ 19" M light alloy wheels V-spoke style 557 M Bicolour Cerium Grey metallic, wheel size 8J x 19 with 235/35 R19 tyres.^{4,*}



□ 19" M light alloy wheels Double-spoke style 552 M Bicolour Jet Black, gloss-lathed, wheel size 8J x 19 with 235/35 R19 tyres.^{3,*}

¹ Only available in conjunction with Luxury Line.

² Only available in conjunction with Sport Line.

³ Exclusively available in conjunction with M Sport package and M235i xDrive.

⁴ Exclusively available for M235i xDrive.

⁵ Exclusively available in conjunction with M Sport package.

*The availability of some equipment features and functions depends on engine variants or additional options. The market and production availability may vary. You can find detailed information about terms, standard and optional equipment at www.bmw.com or at your BMW Partner.

ORIGINAL BMW ACCESSORIES.


■ Standard equipment □ Optional equipment ○ Accessories



○ Wireless charging, any time and anywhere: Thanks to the BMW wireless charging station universal the smartphone can be charged comfortably and efficiently without a cable in the vehicle. The mobile phone is saved in a stable and safe way. Especially smart: The integrated powerbank can be removed and enables wireless charging outside the vehicle.



○ The perfectly fitted, anti-slip, durable mat with raised borders on all sides protects the luggage compartment from dirt and moisture. It is designed in Black.



○ The LED door projectors are activated when the doors are opened. They project an image onto the ground next to the car using an interchangeable slide.



○ The perfectly fitted, durable all-weather floor mats with a raised border and elegant design protect the front footwell against moisture and dirt. They are black and feature a stainless steel inlay.



○ Sporty 18" M Performance forged wheels V-spoke style 554 M in Jet Black matt. TPMS summer complete wheel set, wheel size 8J x 18.

Discover the wide range of innovative solutions available for the exterior and interior, communication and information, and for transportation and the luggage compartment. Your BMW Partner is on hand to advise you on the whole range of Original BMW Accessories

and the BMW M Performance Parts product portfolio. For further information, please visit www.bmw.com

BMW 2 Series Gran Coupé		218i	220i 220i xDrive	M235i xDrive	216d	218d	220d 220d xDrive
Weight							
Unladen EU (xDrive) ¹	kg	1425 [1450]	[1505] ([1595])	[(1645)]	[1505]	1500 [1545]	[1580] ([1640])
Max. permissible weight (xDrive)	kg	1885 [1905]	[1965] ([2060])	[(2105)]	[1980]	1985 [2015]	[2050] ([2110])
Permitted load (xDrive)	kg	535 [530]	[535] ([540])	[(535)]	[550]	560 [545]	[545] ([545])
Permitted trailer load, unbraked (xDrive) ²	kg	710 [725]	[750] ([750])	–	[750]	750 [750]	[750] ([750])
Permitted trailer load, braked, max. 12% gradient/ max. 8% gradient (xDrive) ²	kg	1300/1300 [1300/1300]	[1300] [(1300)]	–	[1300/1300]	1300/1300 [1300/1300]	[1300/1300] [(1500/1500)]
Luggage capacity	l	430	430	430	430	430	430
BMW TwinPower Turbo engine³							
Cylinders/valves		3/4	4/4	4/4	3/4	4/4	4/4
Capacity	cm ³	1499	1998	1998	1496	1995	1995
Max. output/engine speed	kW (hp)/ rpm	100 (136)/ 4500–6500	131 (178)/ 5000–5500	225 (306)/ 5000–6250	85 (116)/ 4000	110–100 (150–136)/4000	140–120 (190–163)/4000
Max. torque/engine speed	Nm/ rpm	220/ 1500–4100	280/ 1350–4200	450/ 1800–4500	270/ 1750–2250	350/ 1750–2500	400/ 1750–2500
Power transmission							
Type of drive (xDrive)		Front-wheel	Front-wheel (All-wheel)	(All-wheel)	Front-wheel	Front-wheel	Front-wheel (All-wheel)
Standard transmission (xDrive)		6-speed manual	7-speed Steptronic with double clutch (8-speed Steptronic)	(8-speed Steptronic Sport)	7-speed Steptronic with double clutch	6-speed manual	8-speed Steptronic (8-speed Steptronic)
Driving performance							
Top speed (xDrive)	km/h	215 [215]	[238] ([234])	[(250)] ⁵	[200]	222–215 [222–215]	[235–225] [(234)]
Acceleration 0–100 km/h (xDrive)	s	9.2 [9.1]	[7.1] ([7.1])	[(4.8 ⁶ –4.9)]	[10.3]	8.6–9.4 [8.5–9.5]	[7.5–8.4] ([7.3])
Consumption^{3, 4} – All engines conform to the EU6 standard							
Urban (xDrive)	l/100km	7.3–7.7 [6.1–6.7]	[6.9–7.0] [(7.4–7.8)]	[(7.5–8.1)]	[4.2–4.4]	5.1–5.7 [5.0–5.2]	[4.7–5.0] [(5.5–5.8)]
Extra-urban (xDrive)	l/100km	4.5–4.9 [4.3–4.6]	[4.5–5.0] [(5.2–5.6)]	[(5.6–6.0)]	[3.5–3.9]	3.9–4.1 [4.0–4.4]	[4.1–4.5] [(4.3–4.7)]
Combined (xDrive)	l/100km	5.5–5.9 [4.9–5.3]	[5.4–5.7] [(6.1–6.4)]	[(6.3–6.7)]	[3.8–4.1]	4.3–4.7 [4.3–4.7]	[4.3–4.6] [(4.8–5.1)]
Exhaust emissions standard (type-certified)		EU6d	EU6d	EU6d	EU6d	EU6d	EU6d
Combined CO ₂ emissions (xDrive)	g/km	127–136 [114–123]	[124–132] [(139–147)]	[(145–154)]	[99–108]	114–124 [115–124]	[114–123] [(125–134)]
Tank capacity, approx.	l	42	50	50	42	42	50
Wheels/tyres							
Tyre dimensions		205/55 R16 W	225/45 R17 Y	225/40 R18 Y	205/55 R16 W	205/55 R16 W	225/40 R17 Y
Wheel size		7Jx16	7.5Jx17	8Jx18	7Jx16	7Jx16	7.5Jx17
Material		Light alloy	Light alloy	Light alloy	Light alloy	Light alloy	Light alloy

The figures for output, fuel consumption and CO₂ emissions refer to vehicles with standard transmission. Figures in [] are for vehicles with Steptronic transmission.

¹ The EC unladen weight refers to a vehicle with standard equipment and does not include any optional extras. The unladen weight includes a 90% full tank and a driver weight of 75 kg. Optional equipment may affect the weight of the vehicle, the payload and the top speed if the selected equipment has an impact on the vehicle's aerodynamics.

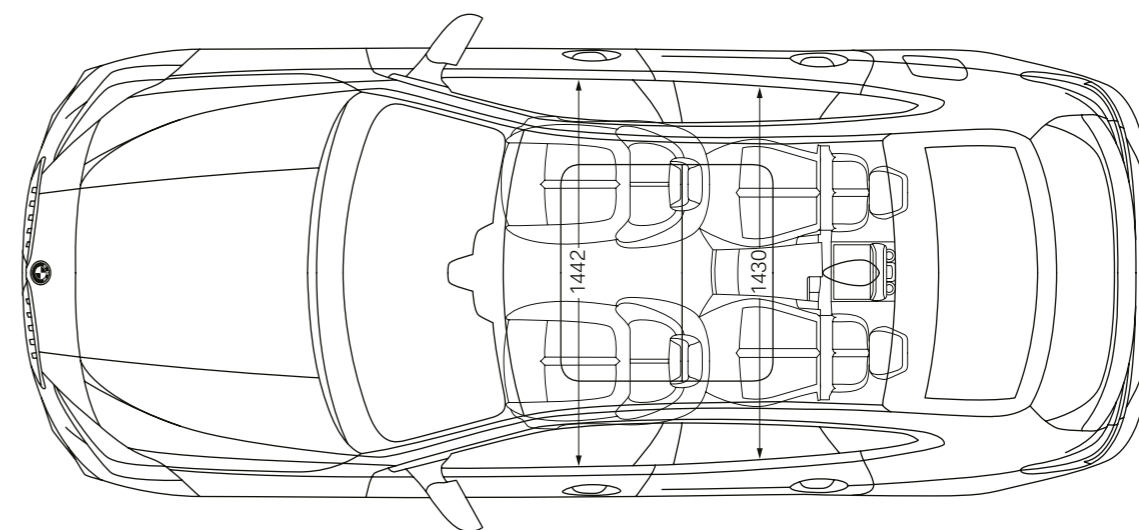
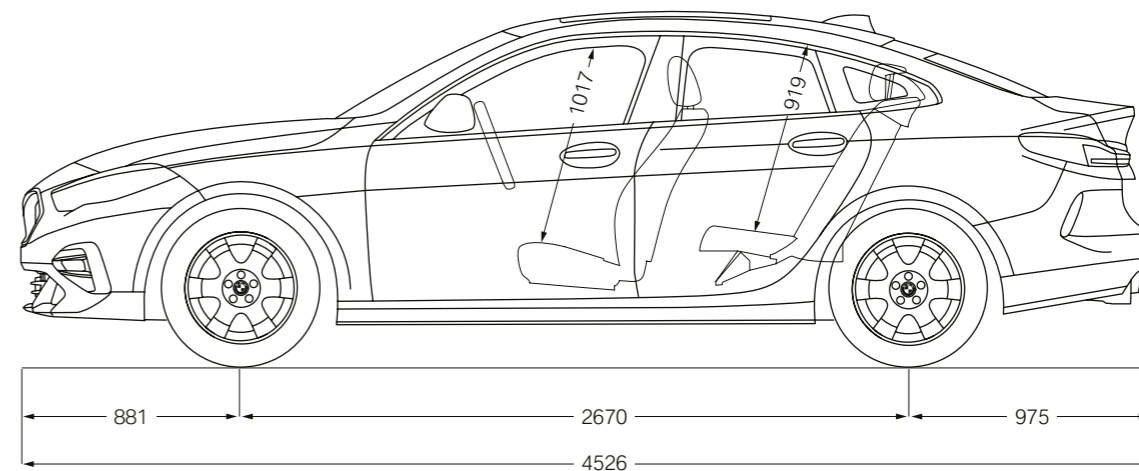
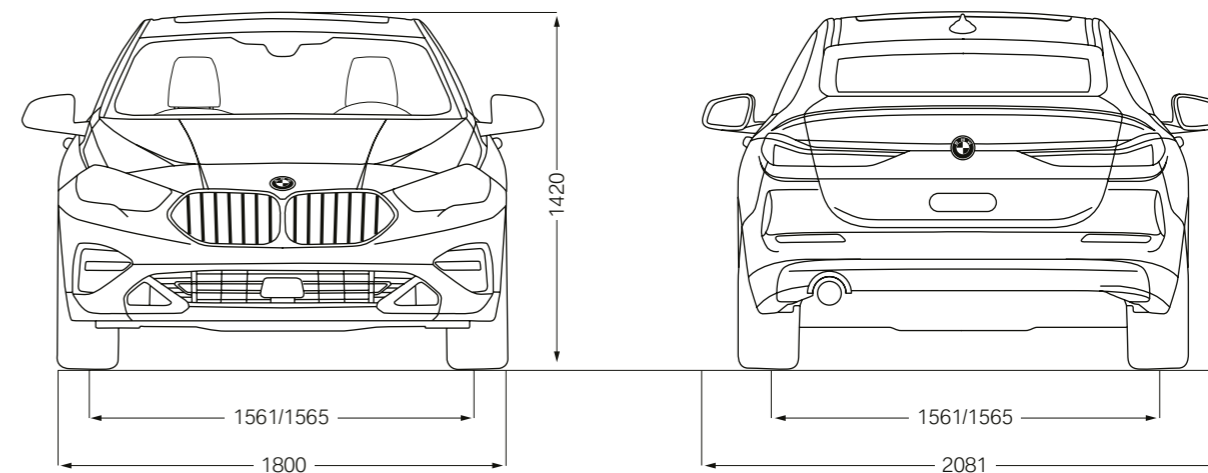
² The actual total weight of the trailer must not exceed the maximum trailer load, taking into account the maximum tow bar download.

³ Performance data of petrol engines apply to vehicles using RON 98 fuel. Fuel consumption data apply to vehicles using reference fuels in accordance with EU Regulation 2007/1715. Unleaded RON 91 and higher with a maximum ethanol content of 10% (E10) may also be used. Depending on the model, BMW recommends RON 95 super unleaded petrol or RON 98 super plus unleaded petrol. Your local BMW Partner is available to provide further details.

⁴ The official data for fuel consumption and CO₂ emissions were determined in accordance with the measurements processes as defined by European Regulation (EU) 715/2007 in the applicable version. The ranges take into account differences in the selected wheel and tyre size. Figures have been determined on the basis of the new WLTP test cycle and have been converted back into NEDC figures for comparability. Values other than those specified here may apply for the assessment of taxes and other vehicle-related charges that are (also) based on CO₂ emissions.

⁵ Electronically limited.

⁶ Only available in conjunction with the optional M Performance package.



THE 3

THE X1

THE X6 M

THE X4

THE M4

THE 6

THE 2

THE X7

THE 8

THE 4

THE 1

THE Z4

THE M3

THE 7

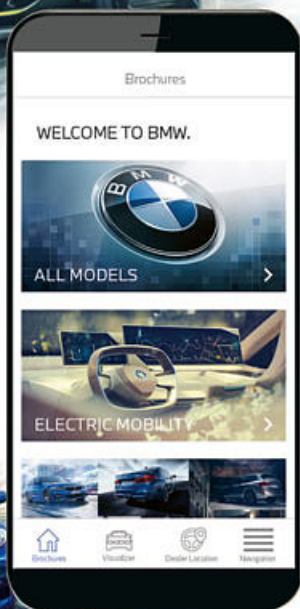
THE iX3

THE M5

THE 5

THE M8

THE X2



YOUR NEW SPEED DATING APP.

DOWNLOAD NOW THE BMW BROCHURES APP FROM YOUR APP STORE AND DISCOVER DRIVING PLEASURE!

BMW M235i xDrive:

BMW TwinPower Turbo 4-cylinder petrol engine, 225 kW (306 hp), 19" M light alloy wheels Double-spoke style 552 M Bicolour, gloss-lathed, exterior colour in Snapper Rocks Blue metallic, M Sport seats in leather 'Dakota' with perforations Black, interior trim finishers 'Illuminated Boston'.

The models illustrated in this medium show the equipment and configuration options (standard and optional) for vehicles produced by BMW AG for the German market. Alterations in standard and optional equipment and the configurations available for the different models, as described in this medium, may occur after 11/11/2020, the editorial deadline for this medium, or according to the specific requirements of other member states of the European Union. Your local BMW Partner is available to provide further details. Subject to change in design and equipment.

Of course, each vehicle is designed for economical recycling after its long-running life. You can find more information regarding your end-of-life vehicle on our website www.bmw.de/recycling

© BMW AG, Munich, Germany. Not to be reproduced wholly or in part without prior written permission of BMW AG, Munich.